

WORD FAMILY

FLAP BOOKS



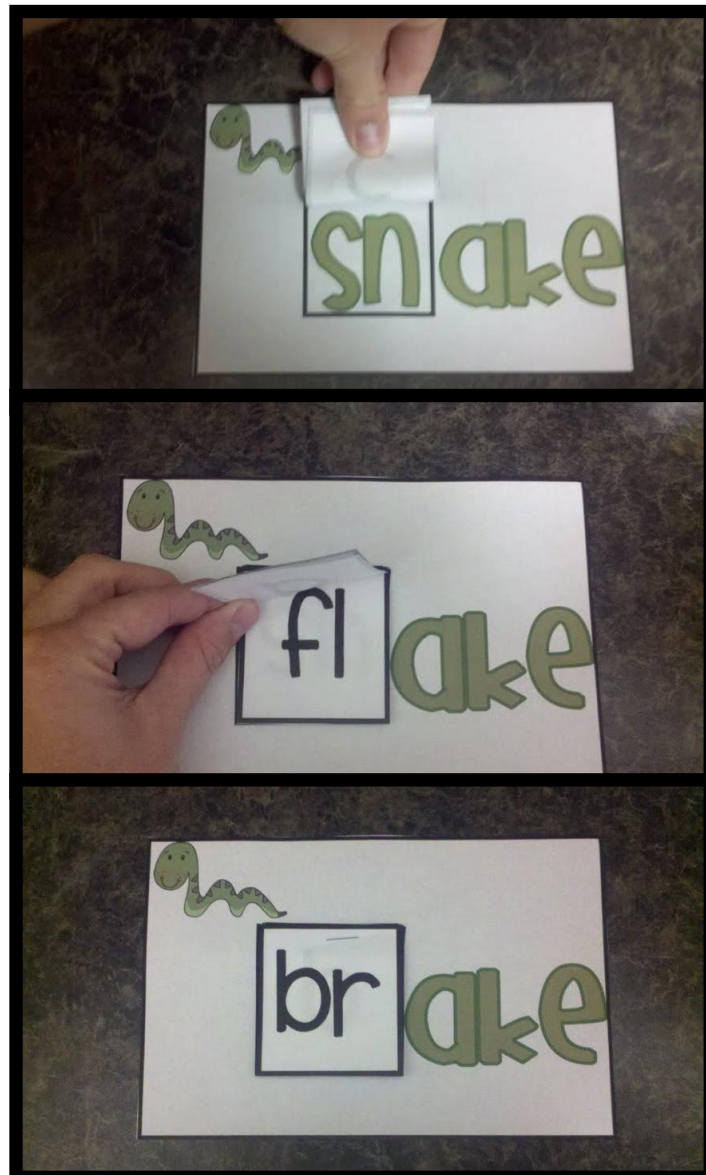
CAT


flat

that

Directions

- ~The TOP half of the page is the base.
- ~Cut each square and staple all the squares together on the base page.
- ~Each square flaps to make new words.





cat

th


fl

ch

h

m

s



snake

sh

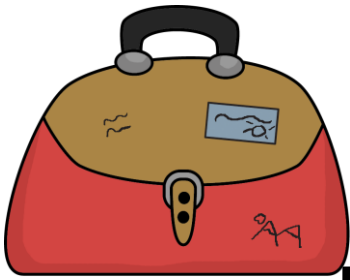
fl

br

s+

b

c



b ag

br


fl

sn

g

r

+



SHIP

fl

sn

dr

gr

tr

ch



dog

fr


bl

cl

l

h

j



b

ell

sh

sm

sw

w

+

sp



School

dr

st

sp

p

w

t